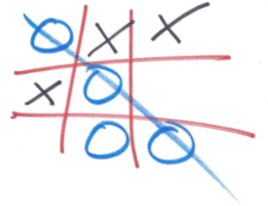




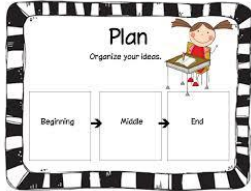






Nathan B. Young Elementary School Primary Summer Reading Response

Reading Response

Primary Tic Tac Toe



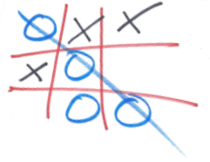
Complete one of the activities below in your reading folder and mark it off with an **X**. The next time you do an activity, mark it with a **O**. Switch back and forth between **X** and **O** until you have a tic tac toe!

<p>Draw a picture of your favorite page. Explain in writing why this page is your favorite.</p> 	<p>Start a journal. Write a three sentence summary of what you read today. Write the details in order.</p> 	<p>Make up another beginning and ending for the story. Include pictures/drawings.</p> 
<p>After reading a book select the 5 most important words in the story, and explain why these words are important to the story line.</p> 	<p>Make a picture timeline of all the events in the book, labeling each of the events.</p> 	<p>Draw a portrait of the main character and write a one-sentence summary to accompany your sketch.</p> 
<p>Rewrite the story in picture book form.</p> 	<p>Draw a picture of the book's setting. Write a description including time and place in two or three sentences below the picture.</p> 	<p>What lesson do you think the author wants you to learn from reading this story? Write a paragraph explaining your response.</p> 

Nathan B. Young Elementary School


Independent Summer Reading Response

Intermediate Tic Tac Toe



Complete one of the activities below in your reading folder and mark it off with an **X**. The next time you do an activity, mark it with a **O**. Switch back and forth between **X** and **O** until you have a tic tac toe!

Draw and create a poster advertising your book so someone else will want to read it.




Create a timeline of the major events in your book. Use drawings or magazine cutouts to show the events along




the timeline. Label each event.

Pick the most important word/line/image/object/event in the chapter and explain why you chose it. Be sure to support your choice with examples.



Create a collage with words and pictures around themes or characters in the book.



Write a character diary, writing at least five journal entries as if you are the main character in the story. Write down events that happen during the story and reflect on how they affected the character and why.



Draw a multi-colored movie poster for the book. Put usual movie information on it. (Who would you cast in the movie, etc.).



Make up another beginning and ending for the story. Include drawing/sketches to illustrate the changes.



Write a poem about one of the characters.



You are the reporter. Write a front page news story or a report live from the scene.



